

Line Mountain Cyber School Dilemma



A model to improve the cost, efficiency, &
effectiveness, of Cyber Schools

Cyber School Concerns Statewide

- All school boards and Superintendents throughout the commonwealth find the funding and effectiveness of Cyber Charter Schools to be frustrating and seemingly without accountability.
- Cyber schools in Pennsylvania have consistently failed to meet adequate yearly progress.
- Cyber Charter Schools advertise the school as “FREE”. They are not free to taxpayers who foot this bill as an addition to their local and state taxes.
- Tuition paid to Cyber Charter Schools has grown to be a genuine financial burden. (Students do not enroll in neat grouping of thirty that would be a opportunity for public schools to reduce staff.)
- This cost is unpredictable, open-ended and unceasing.
- Public Schools finances are put in a double jeopardy situation as many home Schooled students are recruited to attend Cyber Charter Schools.

Cyber School Concerns Statewide (continued)

- ▶ Cyber Schools do not charge a standard rate. There is no evidence that Cyber Charter Schools need 100% of a district's tuition to educate a student. Regular Education rates vary across the state from \$7,000 up to \$13,000 and Special Education Rates vary from \$14,000 to \$28,000 per pupil.
- ▶ We question the ability of Cyber Charter Schools to deliver specially designed Instruction for special needs students via the internet.
- ▶ Cyber Charter schools should be required to submit copies of IEP's to the district of residence and consult of IEP's.
- ▶ Cyber Schools should be required to verify their up-charges for special needs students and verify that students qualify for these services.
- ▶ Currently 1 out of 4 Cyber Charter School teachers are allowed to be non-certified and lack appropriate credentials for the children they serve.
- ▶ Cyber Charter Schools should be subject to the same accountability and reporting requirements found in annual SPP.

Line
Mountain
Regular
Education
Cyber
Student
\$11,701

- Line Mountain
Special
Education
Cyber Student
- \$23,773



Why such a cost
difference?

The cost formula seems to work against schools that work hard
to keep class sizes small.



Local Concern for Line Mountain

- ▶ Line Mountain Tuition
 - K-6: \$10,465.
 - 7-12: \$12,739.
- ▶ Line Mountain Cyber School (VLN)
 - Annual Administration Fee: \$16,750.
 - Tuition: \$3,188.
- ▶ Cyber School
 - Regular Ed: \$11,701.
 - Special Ed: \$23,773.

Current Proposed Legislation

- ▶ While there is nothing definitive to report currently, there has been a lot of discussion on the bills introduced by Rep. Sonney ([HB 526](#)) and Sen. Schwank ([SB 34](#)) that would require parents to pay that tuition if the school district of residence offers a full-time cyber program.
- ▶ Although there is a lot of momentum and discussion about cyber charter tuition, many don't think either bill will make it across the finish line.
- ▶ **Please talk to your legislators about bills introduced by Rep. Sonney and Sen. Schwank and support for those bills.**

New proposed legislation would save Line Mountain Taxpayers in 2018–2019

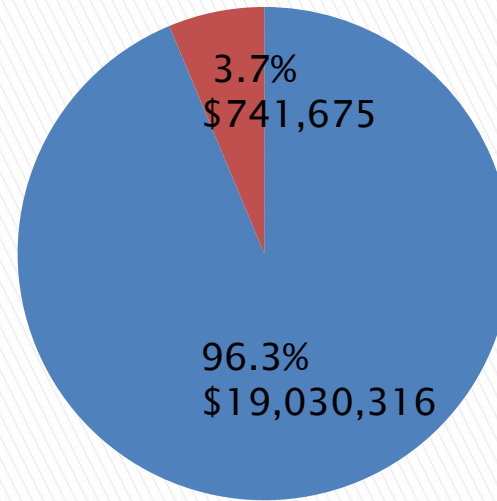
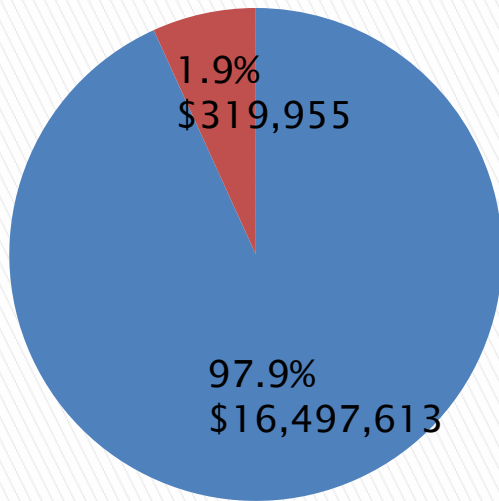
- ▶ 4 Line Mountain Students in LM Cyber @ \$3,188 per student equals \$12,752.
- ▶ Projected 51 other Cyber Students
 - Regular Ed: \$11,701 @ 39 = \$456,339.
 - Special Ed: \$23,773 @ 12 = \$285,276.
 - Total = \$741,615.
- ▶ If all 51 enrolled in LM Cyber–School total cost for those 51 would be \$162,588.
- ▶ The savings (\$741,615–\$162,588) would be \$579,027.



Budget Impact

\$16,817,568

\$19,771,991



2009-2010

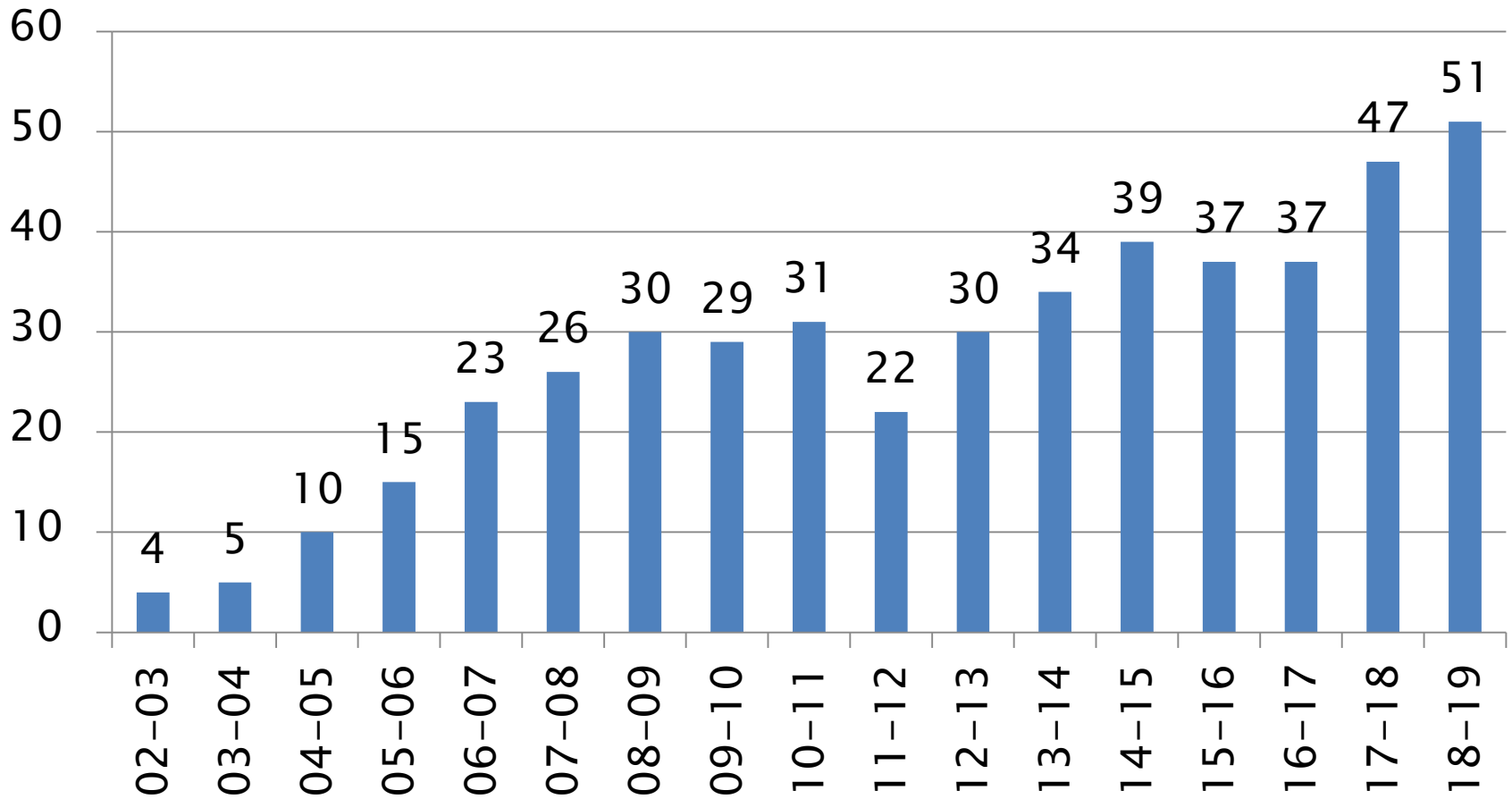
2018-2019

2018–2019 LM Cyber School Attendance and Costs

| Cyber School | Start / Current | Reg. Ed | Cost \$11,701 | Spec. Ed | Cost \$23,773 | Total Cost Per Cyber | Average Per Student |
|--------------------------------|-----------------|---------|---------------|----------|---------------|----------------------|---------------------|
| LM – VLN | 6 / 4 | | | | | \$29,502 | \$7,376 |
| Agora | 9 / 8 | 5 / 4 | \$46,804 | 3 / 3 | \$71,319 | \$118,183 | \$16,882 |
| Capital Area | 1 / 1 | 1 / 1 | \$11,701 | 0 | 0 | \$11,701 | \$11,701 |
| Commonwealth | 23 / 19 | 20 / 16 | \$187,216 | 4 / 4 | \$95,092 | \$282,308 | \$14,115 |
| PA Cyber | 18 / 15 | 14 / 11 | \$128,711 | 4 / 4 | \$95,092 | \$223,803 | \$14,920 |
| PA Distance Learning | 1 / 0 | 1 / 0 | 0 | 0 | 0 | 0 | 0 |
| PA Leadership | 1 / 1 | 1 / 1 | \$11,701 | 0 | 0 | \$11,701 | \$11,701 |
| PA Virtual | 2 / 2 | 1 / 1 | \$11,701 | 1 / 1 | \$23,773 | \$35,474 | \$17,737 |
| Reach Cyber | 4 / 2 | 4 / 2 | \$23,402 | 0 | 0 | \$23,402 | \$11,701 |
| SusQ–Cyber | 1 / 0 | 1 / 0 | 0 | 0 | 0 | 0 | 0 |
| 21 st Century Cyber | 4 / 3 | 4 / 3 | \$35,103 | 0 | 0 | \$35,103 | \$11,701 |
| Totals Non LM | 64 / 51 | 52 / 39 | \$456,339 | 12/12 | \$285,276 | \$741,675 | |

End of Year Cyber Students

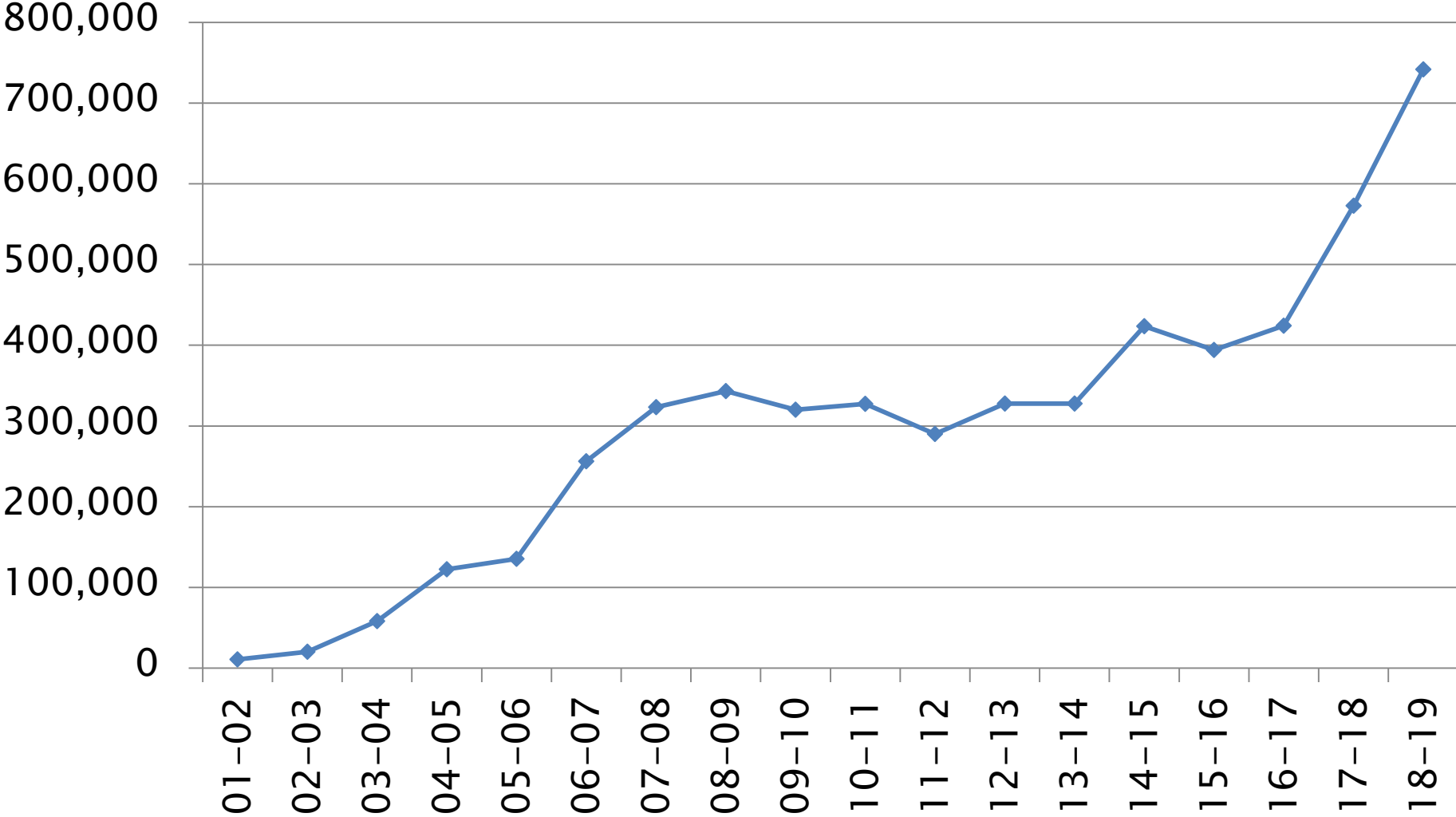
Line Mountain



By Grade Enrollment in Cyber 2008–2019

| Grade | 08–09 | 09–10 | 10–11 | 11–12 | 12–13 | 13–14 | 14–15 | 15–16 | 16–17 | 17–18 | 18–19 |
|--------------------|------------------|------------------|------------------|------------------|------------------|------------------|------------------|------------------|------------------|------------------|------------------|
| K | 1 | 6 | 3 | 1 | 1 | 0 | 2 | 3 | 2 | 5 | 1 |
| 1 | 2 | 2 | 5 | 3 | 0 | 1 | 1 | 2 | 3 | 3 | 3 |
| 2 | 1 | 1 | 1 | 0 | 2 | 0 | 1 | 1 | 2 | 2 | 4 |
| 3 | 2 | 1 | 2 | 0 | 0 | 2 | 3 | 0 | 0 | 3 | 2 |
| 4 | 2 | 5 | 2 | 1 | 2 | 1 | 0 | 0 | 2 | 3 | 3 |
| <u>K–4</u> | <u>8</u> | <u>15</u> | <u>13</u> | <u>5</u> | <u>5</u> | <u>4</u> | <u>7</u> | <u>6</u> | <u>9</u> | <u>16</u> | <u>13</u> |
| 5 | 1 | 3 | 3 | 2 | 1 | 2 | 3 | 4 | 0 | 3 | 5 |
| 6 | 4 | 3 | 2 | 2 | 3 | 0 | 4 | 4 | 5 | 4 | 4 |
| 7 | 3 | 5 | 6 | 4 | 4 | 4 | 3 | 3 | 3 | 5 | 3 |
| 8 | 2 | 2 | 6 | 7 | 6 | 4 | 8 | 2 | 6 | 5 | 8 |
| <u>5–6</u> | <u>10</u> | <u>13</u> | <u>17</u> | <u>15</u> | <u>14</u> | <u>10</u> | <u>18</u> | <u>13</u> | <u>14</u> | <u>17</u> | <u>20</u> |
| 9 | 8 | 3 | 4 | 7 | 5 | 6 | 5 | 7 | 5 | 13 | 7 |
| 10 | 3 | 5 | 3 | 7 | 12 | 8 | 5 | 6 | 11 | 5 | 14 |
| 11 | 1 | 2 | 4 | 3 | 3 | 10 | 5 | 3 | 4 | 10 | 5 |
| 12 | 8 | 3 | 4 | 6 | 1 | 4 | 6 | 9 | 4 | 5 | 5 |
| <u>9–12</u> | <u>20</u> | <u>13</u> | <u>15</u> | <u>23</u> | <u>21</u> | <u>28</u> | <u>21</u> | <u>25</u> | <u>24</u> | <u>33</u> | <u>31</u> |
| Total | 38 | 41 | 45 | 43 | 40 | 42 | 46 | 44 | 47 | 66 | 64 |

Financial Cost



Solutions to the Current Cyber/Charter School System

- A tuition cap per student or “Actual Cost” as certified by the Auditor General’s office.
- Annual Release & Publication on PDE web-site of fund balances for all Cyber Schools.
- That local districts may provide charter options – if so, the Cyber Charter options is subject to all PDE requirements and resident students will be required to enroll in the local cyber option.
- Cyber Charter Schools should follow all mandates placed on school districts.
- Cyber Charter Schools should provide data on individual student progress to home districts.
- School districts should be provided greater authority to hold Cyber Charter Schools accountable for student achievement.